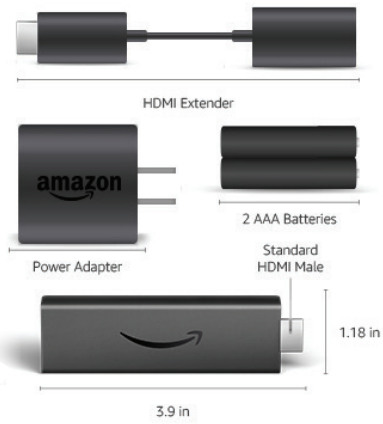


## WHAT'S IN THE BOX




# Amazon Firestick Quick Start Guide

1

### STEP 1


Connect one end of the provided USB cable to the Amazon Firestick, as shown in this example.



2

### STEP 2

Connect the other end to the provided power adapter, as shown in this example.



3

### STEP 3

Plug the Firestick into the HDMI port located at the back of your TV, as shown in the example.

Plug the power adapter into a nearby electrical outlet and turn on your TV.



**Note:** The HDMI extender is to be used to improve Wifi and remote performance.